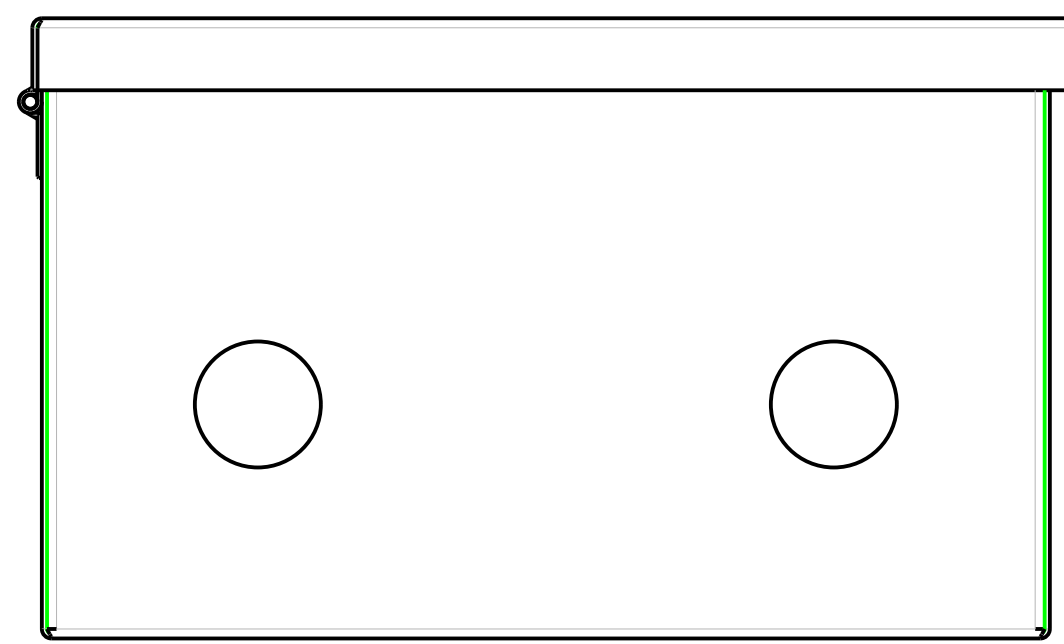
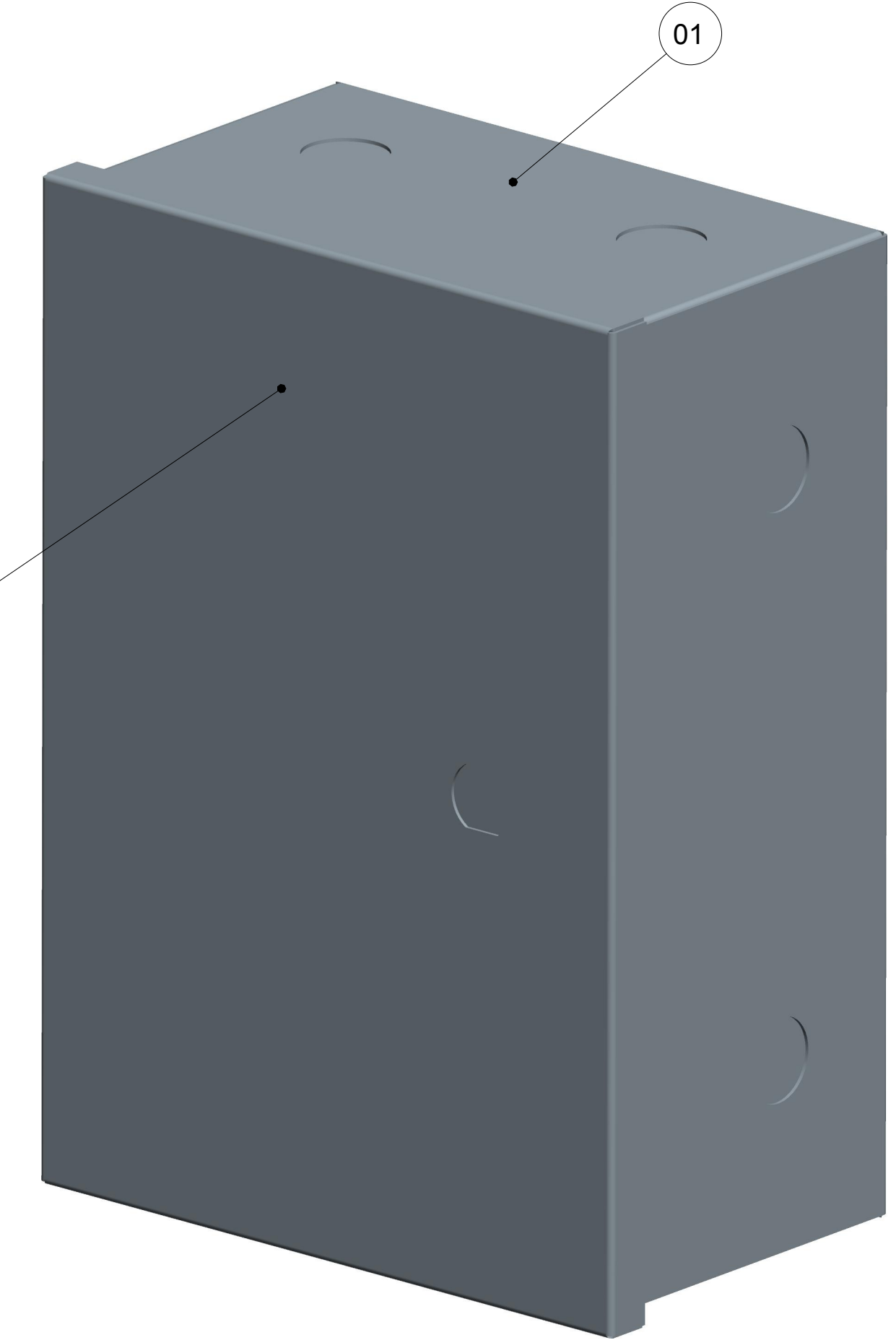

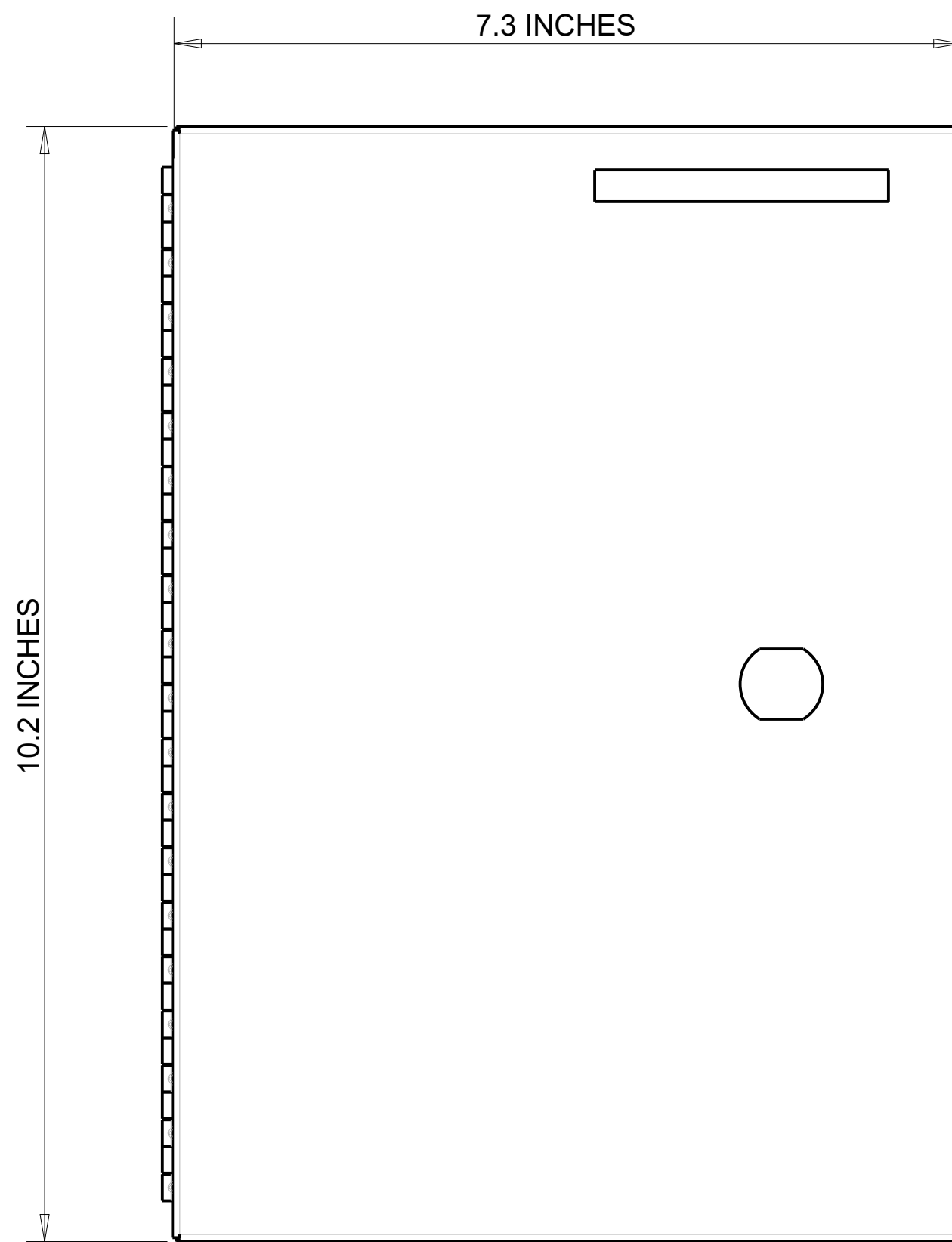
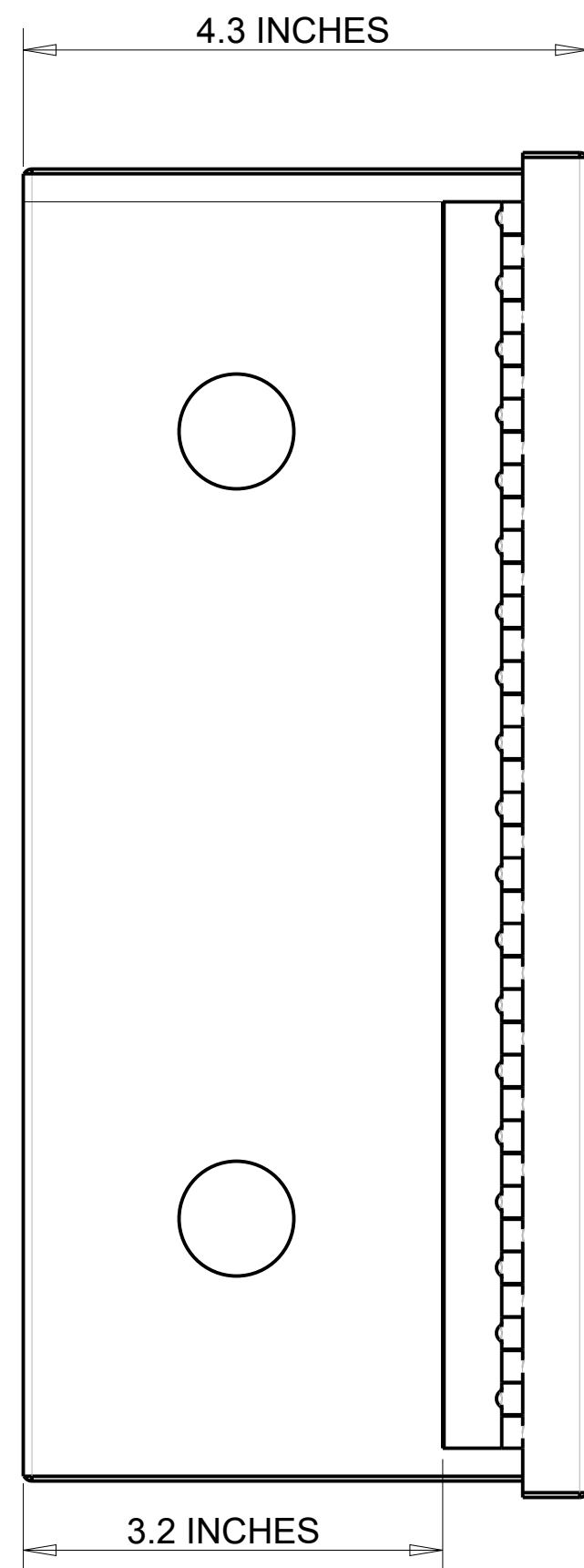


SIZE	DWG NO.	REVWER
D	0505-2748-01	
REVWER	MDR#	DATE
XX	XXXX	XX-XXX-XX
		XX



NOTES:

1. MATERIAL: 20 Ga SGCC .
 2. FINISH: PAINTED, POWDER COATED.
COLOUR: SOFTWARE HOUSE BEIGE (OR EQUIVALENT APPROVED COLOUR).
 3. ALL MATERIALS, INCLUDING PAINT MUST BE RoHS 2 & REACH COMPLIANT.
 4. ALL INTERNAL/EXTERNAL THREADS AND INSERTED HARDWARE MOUNTING HOLES MUST BE FREE OF PAINT. THE MASKING SHOULD BE HEIGH ENOUGH TO AVOID ALSO ANY COSMETIC ISSUES AT BOTTOM OF THE INSERTS.
 5. PRESSED INSERTS TO BE PERPENDICULAR TO MOUNTING SURFACE WITHIN ±2°.
 6. UNLESS OTHERWISE SPECIFIED, ALL INSIDE BEND RADII TO BE 0.030".
 7. ALL HOLES ARE PUNCHED.
 8. SPOT WELD AS SHOWN, 4 FLANGES, AND HINGES.
(HALF-SHEARS GEOMETRY AND POSITIONS ARE NOT DETAILED. POSITION AND GEOMETRY OF HALF-SHEARS TO BE DERIVED FROM FINAL ASSEMBLY DIMENSIONS OF THE HINGES, AND GEOMETRY FROM THE HINGE SUPPLIER).
 9. KNOCKOUT REQUIREMENTS:
KNOCKOUT DEPTH SPECIFIED IS FOR REFERENCE ONLY. ACTUAL DEPTH TO BE THE THICKNESS OF THE STOCK MATERIAL USED, WHILE APPLYING THE TOLERANCE SPECIFIED.
ALL KNOCKOUTS TO BE IN CONFORMITY WITH THE APPLICABLE REQUIREMENTS REGARDING MECHANICAL STRENGTH TESTS FOR ENCLOSURES (STEADY FORCE TEST AND STEEL BALL TEST) SPECIFIED BY:
UL 1023: HOUSEHOLD BURGLAR-ALARM SYSTEMS UNITS
EN60950: INFORMATION ON TECHNOLOGY EQUIPMENT-SAFETY
NOT WITH STANDING THE ABOVE, THE KNOCKOUTS MUST BE REMOVABLE WITH JUST A SCREWDRIVER AND PLIERS, SUCH REMOVAL SHALL NOT DISTORT CABINET IN ANY WAY.
 10. DIMENSIONS IMPERIAL OR METRIC EQUIVALENT.
 11. DIMENSIONS INCLUDE PAINTING.
 12. TYCO PART NUMBER AND REV NUMBER HAVE TO BE STAMPED AND MUST BE CLEARLY LEGIBLE/VISIBLE.
 13. REMOVE ALL SHARP EDGES AND CORNERS.
 14. PRINTED ARTWORK/TEXT TO BE SUPPLIED BY TYCO VIDEO PRODUCT BRANDING
 15. COSMETIC SPECS CONFORM TYCO STANDARD 3610-0571-01.
- * DESIGN BASED ON P/N: H0500-1013-01 (SEE DRAWING FOR PART HISTORY)

NOTE: THE INFORMATION CONTAINED IN THIS DOCUMENT IS PROPRIETARY TO DIGITAL SECURITY CONTROLS AND IS INTENDED FOR INTERNAL DSC USE ONLY. SUCH INFORMATION MAY BE DISTRIBUTED TO OTHERS ONLY BY WRITTEN PERMISSION OF AN AUTHORIZED DSC OFFICIAL. THIS RESTRICTION DOES NOT APPLY TO VENDOR PROPRIETARY PARTS THAT MAY BE DISCLOSED IN THIS DOCUMENT.											
TOLERANCES: UNLESS OTHERWISE SPECIFIED TOLERANCE APPLIES:			DIMENSIONS MARKED AS:		NEXT ASSY:	MATERIAL:	DRAFTSMAN	DATE	195, AIRPORT ROAD WEST BELFAST BT3 9ED		
OVERALL BENDS: ±0.020" (0.50mm) HOLE TO HOLE: ±0.010" (0.25mm) HOLE DIAMETER: ±0.005" (0.12mm) ANGULAR: ± 0.5° FLATNESS: 0.003"/linear inch			XXX - BASIC/ REFERENCE		8	1	MMcBride	03/14/19	TITLE: INSIGHT ENCLOSURE (+ DEPTH)		
			XXX - INSPECTION		SCALE: 1.000	FINISH: 2	CHECKER	DATE	EQUIP: INSIGHT DOOR CAMERA		
DRAWING CONFORMS TO TYCO DRAFTING STANDARDS AND THE APPLICABLE ANSI STANDARDS LISTED BELOW:						WEIGHT & WEIGHT LBS	HEAT TREAT:	APPROVED	DATE	TITLE: INSIGHT ENCLOSURE (+ DEPTH) EQUIP: INSIGHT DOOR CAMERA	
Y14.1-1980	Y14.5M-1982			THIRD ANGLE PROJECTION	DIMENSION UNITS	APPROVED	DATE	SIZE	DRAWING NO.	SHEET	REVWER
Y14.2M-1979	Y14.6-1978			INCHES	MM			D	H0505-2748-01	1 of 6	Rev02
Y14.3-1975	Y14.36-1978										
				ANSI/AWS A2.4-86							

PROJ/E CONTROLLED	REV
MODEL DATABASE NAME: 0505-2748-01	
DRAWING DATABASE NAME: 0505-2748-01	Rev/Ver: 02
FILE PATH:	